

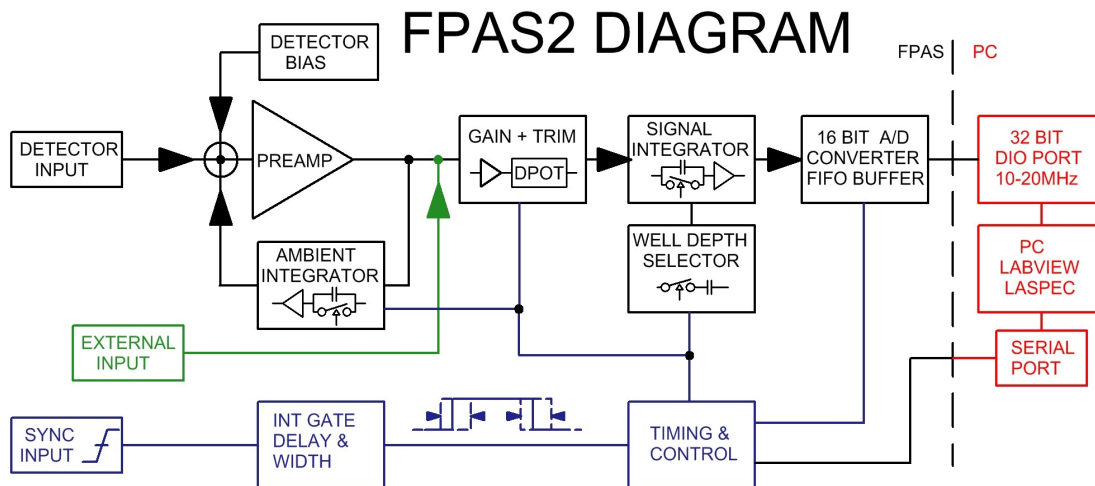
Φ INFRARED SYSTEMS DEVELOPMENT CORPORATION

- Φ Multi-Dimensional Vibrational Spectroscopy
- Φ Pump-Probe 2D & 3D Infrared Spectroscopy
- Φ Time Resolved Vibrational Spectroscopy
- Φ Ultrafast Laser Pulse Spectroscopy



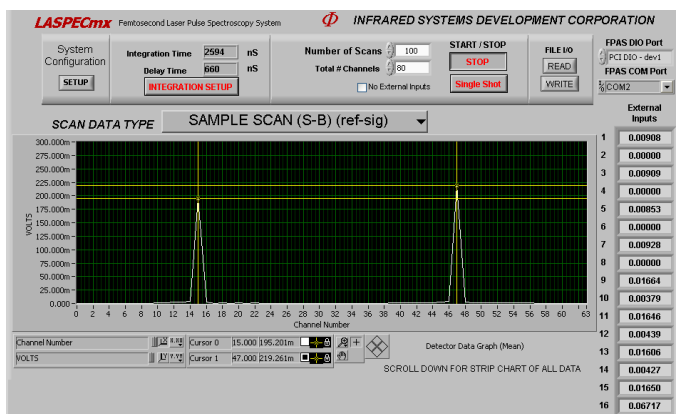
- Φ 2-10 and 2-20 μm Infrared Ranges
- Φ High Rep Rate 0 to 50KHz, 100KHz
- Φ Detector Noise Limited
- Φ Selectable Charge Well Depth
- Φ Individual Channel Gain Trim
- Φ Includes Array, Spectrometer, Electronics and Computer with LabView™ Software
- Φ Full 16 Bit Resolution
- Φ Shot to Shot Compensation
- Φ External Inputs
- Φ Adjustable Delay and Gate Width
- Φ Ambient/BKG Discrimination

The New FPAS2 system allows complete control of each channel's gain and Integrator Charge Well depth to allow for varying dynamic ranges and gain for each pixel. Each Pixel is adjustable to compensate for non-uniform detectors, spectrometer efficiency and sample absorption. Low Noise precision circuitry ensures detector noise limited operation.

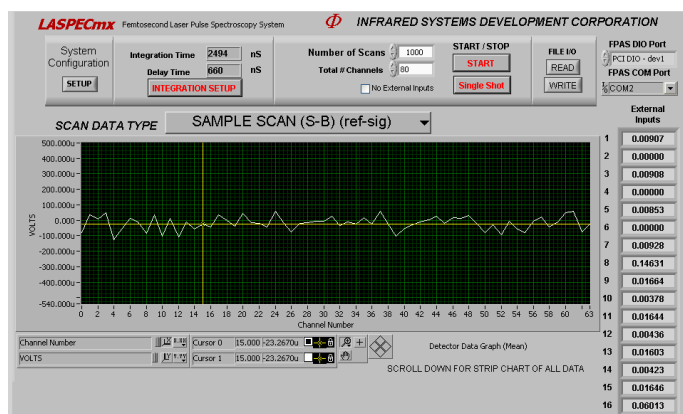


Specifications:

Input Sync Pulse:	0.5 to 20V TTL >7 ns Rise	Gain Trim Range:	256:1 Each Channel
Repetition Rate:	0 to 50KHz Std., 0 to 100KHz Opt.	Charge Well Selections:	250pf to 4000 pf in 8 steps per channel
Integrator Delay:	50 to 1200 ns Std., >20 us Opt.	Integrator Type:	Synchronous Boxcar with Clear
Integrator Gate:	50 to 5100 ns Std., >1ms Opt.	DC Stabilization:	Synchronous Integrator Feedback Hi-Pass
Detector Types:	MCT (HgCdTe) Std, InSb, Si, Ge Opt.	A/D Converter:	16-Bit, 0-5V, each channel
Max Channels:	256 Std, 1024 Opt.	Buffer:	Local FIFO
External Channels:	16 Std	Data Transfer:	10 Mhz 32-Bit Std., 20 MHz 32-bit Opt.
Equiv. Input Noise:	< 0.9 nV/Hz ^{1/2} < 0.01 pA/Hz ^{1/2}	Max number of Sequential Scans:	>10E6 limited by PC memory
Preamp Fixed Gain:	20 V/V typ.	Power Requirements:	100 to 240 VAC 200 Watts



Dual Row Detector Zero Order Response




Dual Row Detector Baseline Noise

Spectrometer:

Focal Length:	190 or 320 mm focal Length
Gratings:	3 Std, 150, 75 and 50 l/mm 20-600 l/mm Opt.
Spectral Resolution:	7, 14, 22 nm/pixel Std. With 0.2 x 0.5mm Elements
Input Slit:	0-2mm Motorized
Output Slit:	0-2mm Motorized
Array Port:	12 x 32 mm Flat Field

Model	Array Configuration	External Inputs
FPAS-3216	32 x 1	16
FPAS-6400	64 x 1 or 32 x 2	0
FPAS-6416	64 x 1 or 32 x 2	16
FPAS-0128	128 x 1 or 64 x 2	0
FPAS-0144	128 x 1 or 64 x 2	16



FPAS Spectrometer System Configuration

Standard Detector Element Size 0.2 x 0.5 mm, 0.25mm Pitch
Other sizes available

Contact us to discuss your application.
WE HAVE A SOLUTION FOR YOU.

INFRARED SYSTEMS DEVELOPMENT CORPORATION
7319 Sandscove Court #4
Winter Park, FL 32792
Phone: (407) 679-5101 Fax: (407) 679-5520
Email: Sales@infraredsystems.com
www.infraredsystems.com